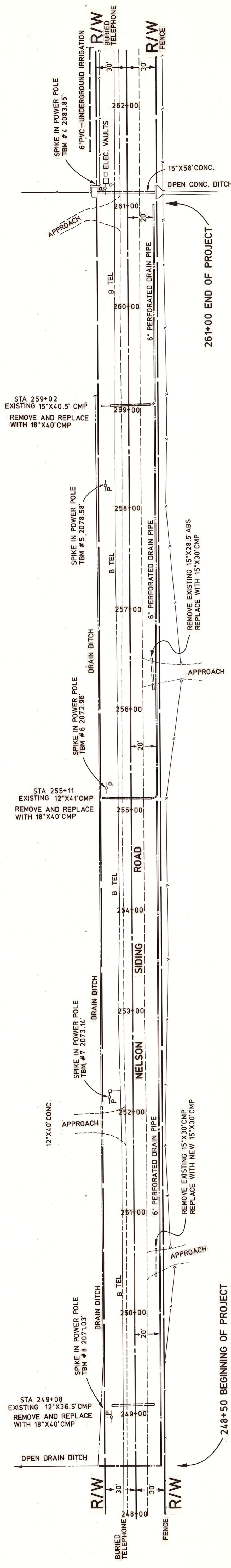

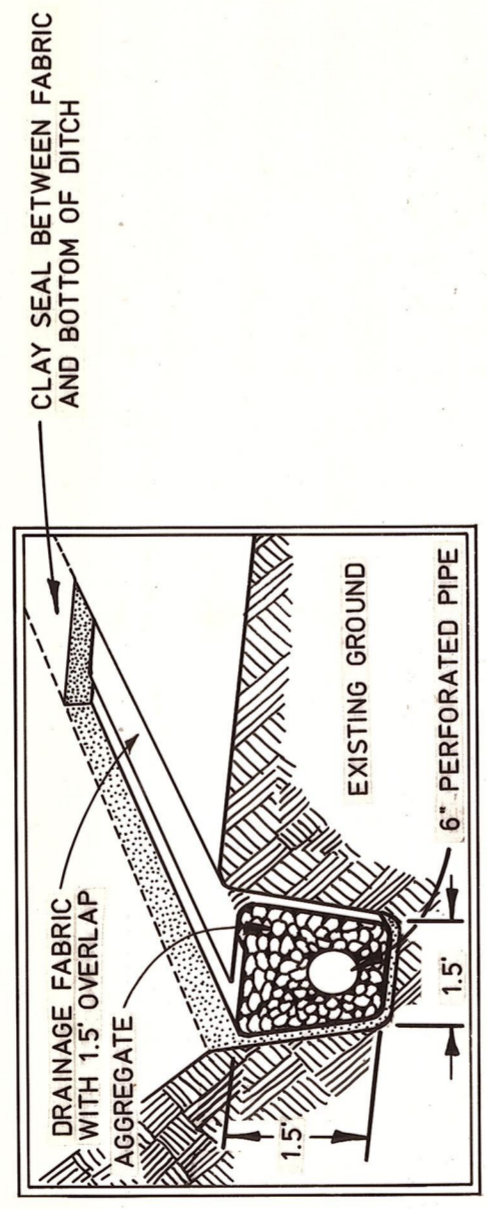


Sec. 26 T.20 N., R.14 E.



Sec. 35 T.20 N., R.14 E.



SCALE 1"=50'



OFFICE OF COUNTY ROAD ENGINEER  
**KITTITAS COUNTY**  
 ELLENSBURG, WASHINGTON  
**NELSON SIDING ROAD**  
 SCALE: H 1"=50'  
 V 1"=40'  
 DRAWN BY JN DATE JUNE 1987 SHEET 1 OF 1  
 APPROVED: *John S. ...* COUNTY ROAD ENGINEER

PLAN	
DATE	BY
REVISION	BY
NOTE BOOK	ALIGNED CHECKED
STRUCTURE NOTATIONS CHECKED	NO.

PROFILE	
DATE	BY
REVISION	BY
NOTE BOOK	GRADES CHECKED
STRUCTURE NOTATIONS CHECKED	NO.

